

85487-5 ✓ ACTIVE

AMPMODU | AMPMODU MOD 1

TE Internal #: 85487-5

Connector Contact, Socket, Board-to-Board, 3.81 mm [.15 in]  
Centerline, Gold, Horizontal, Printed Circuit Board, 5 A, Signal,  
AMPMODU MOD 1

[View on TE.com >](#)



Connectors > PCB Connectors > Board-to-Board Connectors > Board-to-Board Connector Contacts



Contact Type: **Socket**

Connector System: **Board-to-Board**

Centerline (Pitch): **3.81 mm [.15 in]**

Contact Mating Area Plating Material: **Gold**

Contact Orientation: **Horizontal**

## Features

### Product Type Features

Applied Pressure	Standard
Connector System	Board-to-Board
Connector & Contact Terminates To	Printed Circuit Board

### Electrical Characteristics

Dielectric Withstanding Voltage (Max)	1200 VAC
Insulation Resistance	5000 MΩ
Contact Resistance	12 mΩ

### Body Features

Printed Circuit Board Hole Shape	Round
----------------------------------	-------

### Contact Features

Contact Mating Area Plating Material Thickness	.381 μm[15 μin]
PCB Contact Termination Area Plating Material	Gold
Contact Base Material	Phosphor Bronze
Contact Type	Socket



Contact Mating Area Plating Material	Gold
Contact Orientation	Horizontal
Contact Current Rating (Max)	5 A

#### Termination Features

Termination Post & Tail Length	3.68 mm[.145 in]
--------------------------------	------------------

#### Mechanical Attachment

Wire Insulation Support	Without
PCB Mount Retention	Without
Connector Mounting Type	Board Mount

#### Housing Features

Mating Entry Location	Side
Centerline (Pitch)	3.81 mm[.15 in]

#### Dimensions

PCB Thickness (Recommended)	1.4 – 2.62 mm[.055 – .103 in]
-----------------------------	-------------------------------

#### Usage Conditions

Operating Temperature Range	-65 – 105 °C[-85 – 221 °F]
-----------------------------	----------------------------

#### Operation/Application

Circuit Application	Signal
---------------------	--------

#### Packaging Features

Packaging Quantity	5000
Packaging Method	Reel

### Product Compliance

[For compliance documentation, visit the product page on TE.com>](#)

EU RoHS Directive 2011/65/EU	Compliant
EU ELV Directive 2000/53/EC	Compliant
China RoHS 2 Directive MIIT Order No 32, 2016	No Restricted Materials Above Threshold
EU REACH Regulation (EC) No. 1907/2006	Current ECHA Candidate List: JUNE 2022 (224) Candidate List Declared Against: JUNE 2022 (224) Does not contain REACH SVHC
Halogen Content	Low Halogen - Br, Cl, F, I < 900 ppm per

homogenous material. Also BFR/CFR/PVC Free

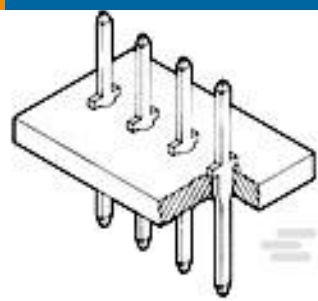
Solder Process Capability

Wave solder capable to 265°C

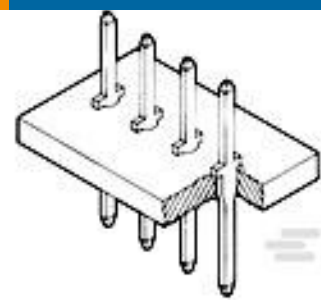
#### Product Compliance Disclaimer

This information is provided based on reasonable inquiry of our suppliers and represents our current actual knowledge based on the information they provided. This information is subject to change. The part numbers that TE has identified as EU RoHS compliant have a maximum concentration of 0.1% by weight in homogenous materials for lead, hexavalent chromium, mercury, PBB, PBDE, DBP, BBP, DEHP, DIBP, and 0.01% for cadmium, or qualify for an exemption to these limits as defined in the Annexes of Directive 2011/65/EU (RoHS2). Finished electrical and electronic equipment products will be CE marked as required by Directive 2011/65/EU. Components may not be CE marked. Additionally, the part numbers that TE has identified as EU ELV compliant have a maximum concentration of 0.1% by weight in homogenous materials for lead, hexavalent chromium, and mercury, and 0.01% for cadmium, or qualify for an exemption to these limits as defined in the Annexes of Directive 2000/53/EC (ELV). Regarding the REACH Regulation, the information TE provides on SVHC in articles for this part number is based on the latest European Chemicals Agency (ECHA) 'Guidance on requirements for substances in articles' posted at this URL: <https://echa.europa.eu/guidance-documents/guidance-on-reach>

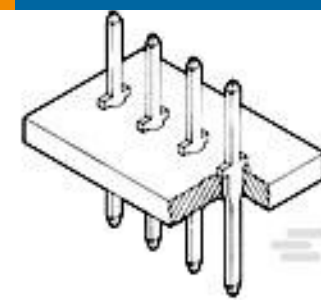
## Compatible Parts



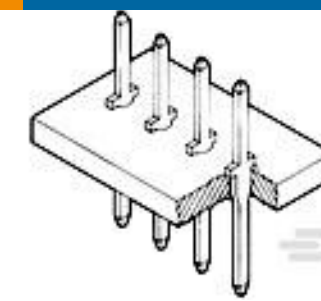
TE Part # 1-86182-5  
MOD I POST LP



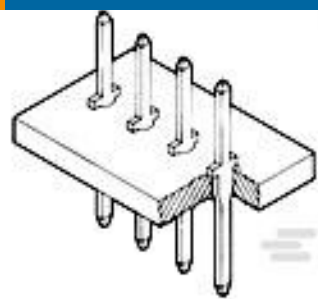
TE Part # 86182-8  
MOD I POST LP



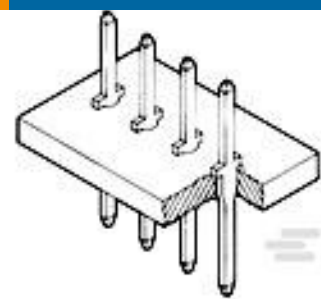
TE Part # 1-86147-2  
MOD I POST PLTD 30 AU



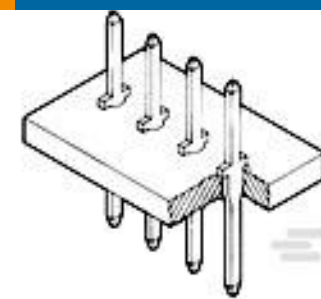
TE Part # 1-86147-5  
MOD I POST PLTD 30 AU



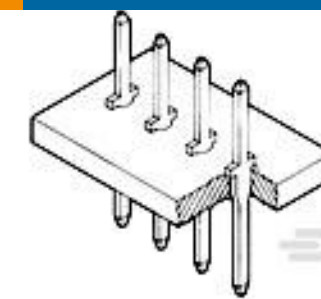
TE Part # 1-86147-8  
MOD I POST PLTD 30 AU



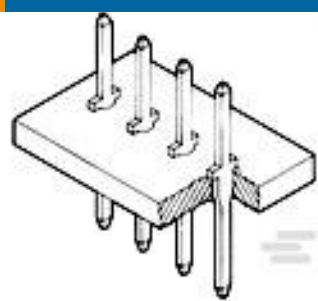
TE Part # 1-86182-2  
MOD I POST LP



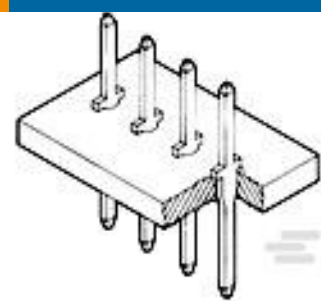
TE Part # 1-86182-8  
MOD I POST LP



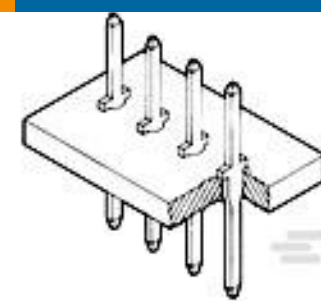
TE Part # 4-86147-2  
MOD I POST PLTD 30 AU



TE Part # 86147-7  
MOD I POST PLTD 30 AU



TE Part # 86147-8  
MOD I POST PLTD 30 AU



TE Part # 86182-7  
MOD I POST LP


Also in the Series | **AMPMODU MOD 1**



Automotive Terminals(6)



Board-to-Board Connector Contacts (104)




Board-to-Board Jumpers &amp; Shunts(5)



Insertion &amp; Extraction Tools(1)



PCB Connector Keying(2)



PCB Headers &amp; Receptacles(372)



Wire-to-Board Connector Assemblies &amp; Housings(44)



Wire-to-Board Connector Contacts(2)

## Documents

### Product Drawings

[MOD I RECP PLTD 15 SEL](#)

English

### CAD Files

[3D PDF](#)

3D

Customer View Model

[ENG\\_CVM\\_CVM\\_85487-5\\_AN.2d\\_dxf.zip](#)

English

Customer View Model

[ENG\\_CVM\\_CVM\\_85487-5\\_AN.3d\\_igs.zip](#)

English

Customer View Model

[ENG\\_CVM\\_CVM\\_85487-5\\_AN.3d\\_stp.zip](#)

English

By downloading the CAD file I accept and agree to the [Terms and Conditions](#) of use.

### Product Specifications

[Application Specification](#)

English